

5.7 CoIL-Net Centre : Cultural Heritage Digital Library in Hindi Indira Gandhi National Centre for the Arts

0. Background of the Organisation

Indira Gandhi National Centre for the Arts (IGNCA), a pioneer research organisation on arts is now known for its immense contribution on the research, documentation, dissemination and preservation of all forms of arts with special reference to Indian arts. The arts are here understood to comprise the fields of creative and critical literature, written and oral; the visual arts, ranging from architecture, sculpture, painting and graphics to general material culture, photography and film; the performing arts of music, dance and theatre in their broadest connotation; and all else in fairs, festivals and lifestyle that has an artistic dimension. Pertaining to the use of interactive multi media to document cultural resources, the Centre has created a new independent wing called “Cultural Informatics Lab (CIL). The CIL unit employs an integrated method to develop applications to access diverse media on all fields relating to arts through multi-media and digital technology. It also seeks to demonstrate the virtual reconstruction of fragments of India’s cultural past by using interactive multi-media technology. The IGNCA has been working now from more than 10 years to make its projects, books, workshops, exhibitions, films, audios, photographs, sketches, animations, etc., available on the website for the easy access to the net users around the world. The laurels and appreciations, it has been receiving from the net users are the true indicators of its success.

1. Background of the Project

Under the TDIL programme of the Ministry of Communication and Information Technology, Government of India, the project entitled CoIL-Net -“Cultural Heritage Digital Library in Hindi with Special Focus on Hindi Speaking Region” has been initiated at IGNCA. The main idea behind launching this project is to disseminate the vast resources material for the wider use of the net and web users in Hindi for the Hindi speaking region and to the people who are comfortable and creative in Hindi and using it as mother tongue or the link language. The Indian states covered under this project are: Rajasthan,

Uttar Pradesh, Uttranchal, Madhya Pradesh, Chattisgarh, Jharkhand and Bihar. Under this project we identified several cultural pockets and started collecting information accordingly on the basis of a draft of Guidelines prepared by IGNCA, Co-Investigator, IGNCA. The format of Guidelines was prepared on the basis of serious interaction with the IGNCA scholars and also on the basis of a two-day workshop on “Cultural Content: Exploration Finalization” held in the month of December 2002. The format of guidelines is given below:

Guidelines for CoIL-Net Project on “Cultural Heritage Digital Library” in Hindi with special focus on Hindi Speaking Region

- (A) Common Heritage of the People
- (B) Poetic and Literary Heritage
- (C) Architectural Heritage
- (D) Natural Heritage
- (E) Miscellaneous Information

(A) Common Heritage of the People

- i.* Land and People
- ii.* Myths, Legends, Archaeological findings, history, etc.
- iii.* Fairs and festivals (Make a cycle of festivals before giving the details)

For easy use, one example of Festival cycle based on Maithili culture beginning from the first month the Hindu Calendar is given below:

Month	Festival
Asarh	(i) Ardara.
Sawan	(i) Nagapanchami; (ii) Madhushravani; (iii) Rakshabandhana
Bhadav	(i) Chauthichandra; (ii) Kushiamavaslua;

	(iii) Ananta Chaturdasi, (iv) Krishnajanmastami.
Ashwin	(i) Jitia; (ii) Matrinavami; (iii) Durgapooja; (iv) Kojagara
Kartik	(i) Deepavali; (ii) Kalipooja; (iii) Akshenavami; (iv) Samachakeva; (v) Bharduaita.
Agahana	(i) Nabanna.
Puse	(i) Shankranti
Magha	(i) Ganasnan (Maghasnana); (ii) Basantapanchami.
Faguna	(i) Mahashivaratri; (ii) Holi (Fagua).
Chaita	(i) Ramnavami; (ii) Chaiti Durga; (iii) Chaiti Chatha.
Baisakha	(i) Judisheetala; (ii) Akashayatritiga.
Jetha	(i) Batsavitri; (ii) Gangadushara

iv. Rites-de-passage

Rituals, associated with the people, from birth to death, can also be documented in a chronological and systematic order.

Rites and rituals before birth and afterbirth

- (a) *Chatihaar*
- (b) *Naming ceremony*
- (c) *Ton sole ceremony*
- (d) *Mundan ceremony*
- (e) *Karnavedhanan ceremony*

(f) *Upnayana ceremony*

(g) *Marriage rites*

- Rituals associated with males
- Rituals associated with females
- Rites before marriage
- Rites during the time of actual marriage ceremony
- Rites after marriage ceremony is over

Death rites

v. Folksongs

- (a) *Folksongs related with rites*
- (b) *Devotional folksongs*
- (c) *Folksongs of love, emotion and patriotism*
- (d) *Lamenting songs*
- (e) *Wisdom songs*
- (f) *Other songs*

vi. Folk narratives

Folk narratives can further be divided into many subheadings. Some of them are given below for the ready reference of the research scholars.

- (a) *Narratives said and recited during ritual ceremonies*
- (b) *Narratives explaining the moral and educational values*
- (c) *Narratives based on religions epics and morals*
- (d) *Any other type*

vii. Pilgrim Centres

viii. Agricultural activities

(Before writing the details of agricultural activities one annual calendar is advised to be designed with

every possible detail. A sample annual calendar is given below)

Annual calendar of agricultural activities

Name of month		Calendar of Agricultural activities			
English	Vernacular	For which plough takes place	Sown	Weeding	Cut or gathered
Sept.-Oct.	Ashwin	-	-	Paddy	Bhadaia Paddy
Oct.-Nov.	Kartik	-	Khesari, Chana, Mansoori, Tisi etc.	-	Paddy
Nov.-Dec.	Agahan	Wheat, Jaw	Wheat	-	Paddy
Dec.-Jan	Pusa	Wheat, Maize, Sweet Potato	Wheat, Maize, Barley, Sweet Potato	Wheat	-
Jan.-Feb.	Magh	Kheri(Moong), Ureed, Sweet Potato	Sweet Potato	Wheat, Barley	Wheat, Brelly
Feb.-March	Faguna	Kheri(Moong)	Kheri(Moong)	Maize	Maize, Tisi Khesari, Mansoori.
March-April	Chait	-	-	-	Wheat, Maize, Barely
April-May	Baisakh	All Crops	Paddy	-	Moong, Wheat, Barely, Maize
May-June	Jeth	Paddy, Madua	Paddy, Madua	-	Kheri(Moong)
June-July	Asarth	Madua, Paddy	Madua	-	-
July-August	Shawan	-	Ureed, Kurthi, Madua, Paddy	Madua, Ureed, Paddy	Madua
August-Sept.	Bhadav	-	-	Paddy	Madua

Once it is done brief details of cropping pattern can also be written.

ix. Dress pattern

(a) Men, Women and Child

(b) Ritual dress

(c) Dress for widows and pujaris

(d) Change in dress pattern

x. Ornaments

For men (Child and adult)

For female (Child, adult and widow)

Description about ornaments worn by the people in everyday life as well as on ritual occasions can be given first in the tabular form before giving the details. One such example is given below

List of Ornaments worn by the Women

Ornament	Material used for preparation	Part of body where it is worn
Anan	Gold, silver, and cotton thread	Arm
Anguthee (Ring)	Gold, silver, Copper	Fingers
Bajuband (Armlet)	Silver, Gold	Arms
Bali (Ear ring)	Gold	Ears
Nathia (Nosepin)	Gold	Nose
Bichia	Silver	Fingers of feet
Chain	Gold, silver	Neck
Churi (Bangles)	Gold, silver, lac, glass etc	Wrist
Darkas (Waist's chain)	Gold, silver	Waist
Hansuli	Gold, silver	Neck
Hathshankar	Gold, silver	Wrists and palms
Kara (anklet)	Silver	Foot
Mattha (wrist belt)	Gold, silver	Wrist
Payal	Silver	Foot
Suti (Necklace)	Gold, silver	Neck
Mantika	Gold	Forehead

xi. Food habits

General food, festival food, medicinal foods, ritual food etc.,

xii. The men and women who are known to the people for their contribution.

xiii. Art and Handicrafts

Paintings, Musical instruments, Classical Songs, Classical families (gharanas) weaving, needle work, Bamboo works, folk dramas, folk-puppets and puppeters

(B) Poetic and Literary Heritage

i. Poetries and literature created in Hindi by the people of the specific regions

ii. Poetries and literature in regional languages and dialects.

(C) Architectural Heritage

i. Architecture

ii. Sculpture

iii. Paintings

iv. Landscape

v. History

(D) Natural Heritage

- i. Rivers
- ii. Mountains
- iii. Landscapes
- iv. Parks, Sanctuaries etc.
- v. Any other natural tourists, sports

(E) Miscellaneous information

- i. Traditional knowledge
- ii. Any other

Note: In case you have any suggestion(s), kindly E-mail to **Dr. Kailash K. Mishra**

E-Mail : kailashkmishra@hotmail.com

2. The Project Team

The IGNCA team has been working for this project under the guidance and leadership of Professor Indra Nath Choudhuri, Member Secretary, IGNCA.

3. The Activities

Ministry of Communication and Information Technology assigned two major responsibilities to IGNCA under CoIL-Net Project:

- A) To design and develop a website “Cultural Heritage Digital Library” in Hindi mainly focusing the Hindi Region covering Rajasthan, Uttar Pradesh, Uttranchal, Madhya Pradesh, Chattisgarh, Jharkhand and Bihar.
- B) To design and develop Interactive Multimedia Tools, to be shared by other resource centers of CoIL-Net.
 - To enhance the access to cultural resources using digital technology.
 - Having user-friendly web enabled multimedia heritage library in Hindi for Hindi speaking population and other Hindi knowing persons in India & Abroad.

- A Hindi based web enabled digital library offering carefully selected, thoughtfully hyper linked and highly integrated multimedia content on cultural heritage, folk literature and lifestyle of Hindi speaking region. Following output is targetted.

- Approximately 10,000 textual pages in Hindi in different dialects e.g. Avadhi, Angika, Magahi, Maithili, Braj, Bhojpuri, Majjhi, Santhali, Chattisgarhi, Bagheli, Marvari and other Rajasthani dialects.
- Approximately 5,000 digital images.
- Approximately 100 hours of audio and video recording of dance, ritual, music, festivals, theatre, lifestyle, interviews and lectures etc.
- English summary of selected portions
- Contextual references to be carefully evaluated in websites

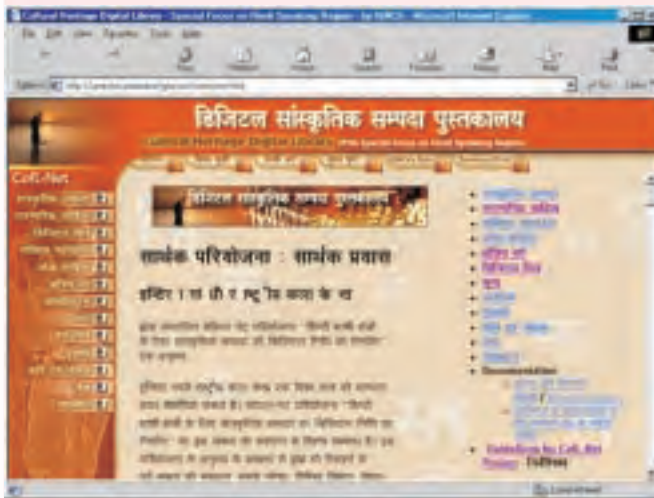
- The studies and documentation on Cultural Zones like Braj, Varanasi, Gaya, Nathdwara, Pushkar, Ajmer, Bundelkhand, Kurukshetra, Kumaon, Garhwal, Munger, Rajim, Amarkantak, etc.

- The work related to Model design of Website has been completed. The model is designed keeping in mind the following objectives in mind:

- The following sections have been included in the guidelines for Scholars, and subject experts to provide content on:

- Common Heritage of People
- Poetic and Literature Heritage – include the works of poets and writers such as Vidapati, Kabirdas, Surdas, Tulsidas, Mira, Raskhan, Rahim, Keshavdas, Jayasi, Chandavardai etc., with selected multimedia renderings.
- Architectural Heritage
- Natural Heritage
- Miscellaneous

Design Model of the Web site “Cultural Heritage Digital Library”



The left menu given below, help user in navigating the content from Hindi Region

- Cultural Heritage,
- Traditional Literature
- Digital Images
- Oral Epics
- Folk Literature
- Geographical Class
- Documentation
- Audio
- Video
- Books
- Poets and writers
- Articles
- Lectures etc.

e.g. Documentation section cover documentation completed by the scholars / subject experts with visuals from the Hindi region.

Like this every option has first level links under each section shown in the left menu for selecting the topic desired by user.

For example if user select option like Agra and Fateh Pur Sikri a detailed content list is provided to user for exploring about Agra and Fateh Pur Sikri. User is also allowed to view digital Images in various sets of the documentation chosen by him / her.



Every section shown in the left menu has the first level links about the topic and then further sub-content list is given to user on the topic selected by the user. The detailed web pages in Hindi are linked with the sub-content list with visuals and other multimedia components.

Keeping in mind the guidelines prepared by Co-Investigator of this project, the following content has been implemented which include Text, Images, Animations, Audio and Video part. The tools developed by IGNSA for CoIL-Net are also linked from the Digital Images option.

The detailed information about the content included is given below:

Text

4 Books documentation Composed (completed)

- धरती और बीज from Brij Region 313 पृष्ठ
- बुन्देलखण्ड की लोक संस्कृति का इतिहास 475 पृष्ठ
- परिव्राजक की डायरी 144 पृष्ठ
- हजारी प्रसाद द्विवेदी के पत्र 205 पृष्ठ

2 books are being prepared

- युगान्तर (अन्तरंग-वार्ता) 100 पृष्ठ
- अक्षर-अक्षर अमृत (अन्तरंग-वार्ता) 100 पृष्ठ

Articles included

- अतीत का अद्यतन अस्तित्व-मथुरा - वीरेन्द्र बंगरू
- कला वह वस्तु है जो जीवन को परिपूर्ण बनाती है - by Prime Minister Shri Atal Bihar Bajpai
- शिलाओं पर कला - हिमानी पाण्डे
- डॉ० सुनीति कुमार चटर्जी स्मारक व्याख्यान प्रस्तुति : नारायण दत्त शर्मा
- फर्रुखाबाद - वीरेन्द्र बंगरू
- धरती और बीज एक विश्वविद्या - राजेन्द्र रंजन चतुर्वेदी
- द्वैताद्वैत वेदान्त सिद्धान्त - सातकड़ि मुखोपाध्याय
- बुंदेलखण्ड की लोक संस्कृति का इतिहास - नर्मदा प्रसाद गुप्त
- जनपद सम्पदा - प्रोफेसर बैद्यनाथ सरस्वती
- ऋग्वेद में सामाजिक जीवन - विजय शंकर शुक्ल

Lectures (included)

- भारतीय परम्परा में भाषा संस्कृति एवं लोक की अवधारणा तथा उनका परस्पर अन्तःसम्बन्ध
- प्रक्रिया के रूप में भाषा और संस्कृति तथा लोक एक सतत प्रक्रिया

Documentation Completed and linked

- Built heritage of Agra and Fatehpur Sikri (Eng. Ver.) 300 पृष्ठ
- आगरा और फतेहपुर सीकरी (Hindi ver.) 300 पृष्ठ
- Illustrated stories of Buddha (Eng. Ver.) 200 पृष्ठ
- छत्तीसगढ़ के आदिवासियों के बीच सामान्य जन का मसीहा कबीर 350 पृष्ठ

Documentation being prepared

- Jataka Stories, Braj Vaibhav, Varanasi Vaibhav, Mithila Vaibhav, 2 books (Yugantar, Akshar Akshar Amrit) from Mithila, Jharkhand, Mewar, Jaipur etc.

Print Pages already composed are over 2400

Digital Images (2266)

- Agra and Fatehpur Sikri 327 Images
 - Taj Mahal
 - Agra Fort and Fatehpur Sikri
 - Glossary
 - Jataka Stories 240 Images
 - Rock art Images from UP, MP 104 Images
 - Mask Collection from Banaras, MP, Saraikeela (Jharkhand) 219 Images
 - Translated 57 pages text as description against 219 images identified out of 700 images.
 - Devnarayan 438 Images
 - वर्णनात्मक पात्र
 - वर्णनात्मक स्थान
 - वर्णनात्मक तत्त्व
 - Devnarayan Prose
 - उदय शंकर (नर्तक) एवं उनके पारिवारिक चित्र 304 Images
 - ACSAA Collection with IGNC 634 images
- Total Images 2266 Images
- ### Animation
- Animation on Devnarayan Script are being prepared (8 implemented)
- श्रुत्य Audio added approx. 2hrs

• हिन्दुस्तानी शास्त्रीय संगीत “राग जोगवन्ती” 37:20 minute composed by उस्ताद यूनुस हुसैन खान साहेब, आगरा घराना*

• Devnarayan

मिथिला-वैभव (Mithila Vaibhav)

Harikirtana : Singing a group of women in in Mithila. (14:57)

Samdaun : This song is sung when a daughter (bride) is about to go her in-laws house for the first time. (4:28)

Tirhut : This is a love song explaining the pang of separation. (6:18)

Chaitabara : This song is sung in the Indian month of Chaitra. (4:14)

Devotional songs Sohar1 (10:22) | Sohar2 (3:52)

Udasi : Krishna has left Braj and the women of the region feel themselves deserted in his absence. The groom in the song is symbolized with Krishna during his departure from his in-law's home. (6:17)

Udasi : This is a song which is sung during the first departure of a groom from his in-law's house to his native village. In this song, a groom is symbolized with Ram - an ideal groom. A deep pang of separation is expressed through this song. Everybody - Sita, Sunaina, King Janaka, and the people of Mithila, is worried about the separation. (3:49)

Kirtan : This song crosses the boundary of language. It's text is mixture of Hindi, Maithili and Braj but the message is brilliant. Hence it is the message that keeps its significance because of the content note of the language. It narrates the way of honesty and immense faith in the existence of God for a true devotee to get the closeness of his/her Lord (God). (2:41)

Kirtan : It is a Vaishnav kirtan that explains the helplessness of a devotee to meet his/her ideal pair of Rama and Sita. (4:05)

Video clips

Rock art 15clips

Masks performances 7clips

TOOLS Developed by IGNC A

The following multimedia tools have been developed and used in the CoIL-Net Project.

Sharing the TOOLS with Others resource centers of CoIL-Net Project: A copy of CD-ROM having tools with guidelines is being handed over to each Resource Centre involved in this project for evaluation & use.

i. Image Browsing Tool – This tool will help users to randomly view the images by clicking on thumbnails after selecting the set of images from the Digital Images option. The links are given as per the topic or collections based.



e.g. for viewing the digital images, user make a selection to view Digital Images as per his choice on clicking the set of images related with topic. The same links are also given with the textual content of the topic.

The digital images are retrieved from the database and thumbnail of each digital images is displayed in the left menu.

User can click on any thumbnail and view the big size image. The description of the Image is also displayed.




While viewing the digital images, the following Interactive Multimedia tools are available to be used for enhanced interactivity like:

- Slide Show
- Zoom All (View All)
- E-Greetings
- ZOOM Tool is linked with “Devnarayan” Documentation

ii. Slide show – This tool will help users in running the slideshow of the selected set of images.

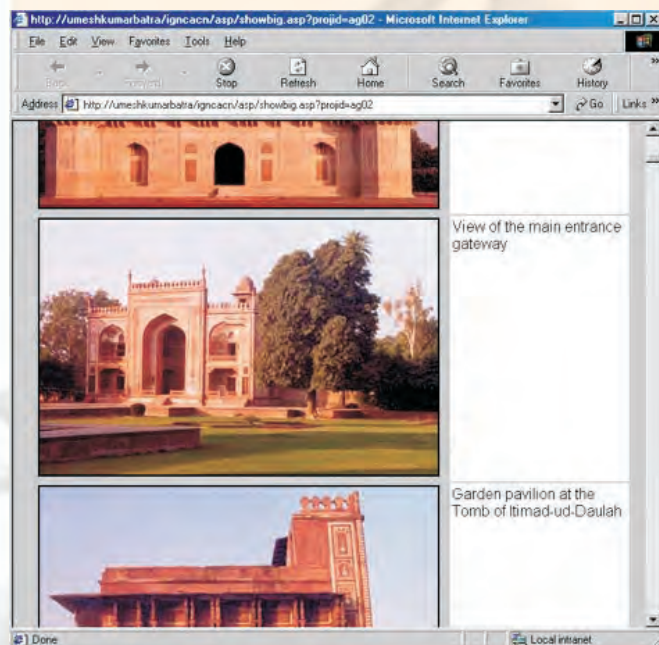
Indira Gandhi National Center For The Arts



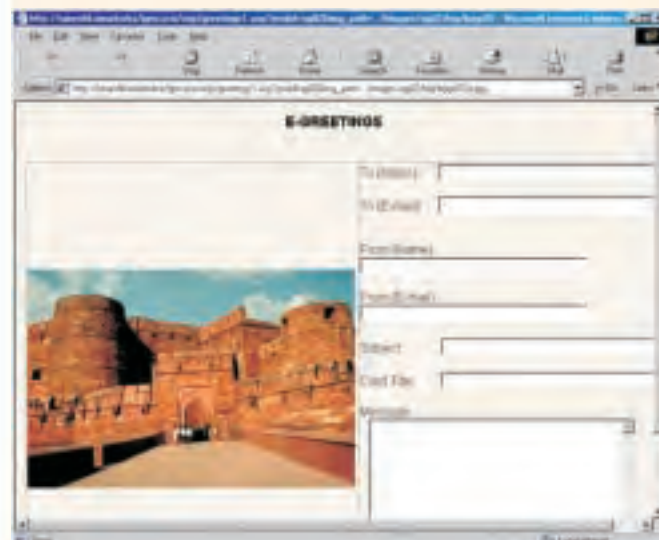
The following features have been provided to control the slideshow :

- Previous Image
- Next Image
- Pause / Play

iii. Show All images (View All) -- This tool will help user in viewing all the images in same window by using scrollbar. All images of the set for a particular topic are retrieved from the database and shown in the same window.



iv. E-Greeting Tool - of Digital Images available at the Website of CoIL-Net (IGNCA Part) – User will be able to send e-greeting of any image which is being viewed by using the Image Browsing Tool. The main feature of this tool is that user can give



his / her own title for the selected image along with message.

Preview and Send option will allow user to view the card before sending it to receiver.

This tool will help user in sending the selected visuals of Cultural Heritage related Images from Hindi speaking region to others.

Zoom Tool – This tool will help user in viewing selected zoomed portion along with description from a large image (like Scroll paintings etc.), which cannot be displayed fully on the screen.



The Documentation on Devnarayan “Phar Tradition” demanded IGNCNA to develop a Zoom Tool for displaying the characters and elements available in the 36 meter width and 8 meter height scroll painting which has over 500 characters and various stories.

This tool is linked with Devnarayan documentation and the same can also be used by other resource centers of CoIL-Net if they have such type of content available with them.

By clicking on the Devnarayan Zoom Tool link, a new window is opened where single image of Phar is shown and by clicking on the hotspots with in the big size image user is able to view the portion of the Image in zoomed size with description.

The same set of tools are also made available at the Website of TDIL. www.tdil.mit.gov.in



Two more tools are being developed, the same will be released soon.

- **Hot spot viewer** – This tool will help you to know if there are multiple objects within one main object.



- **Cognition System** – This tool will help user if they have multidimensional relationship in content. A cognitive map will help them displaying the relationship.

*Courtesy : Dr. Indra Nath Chaudhuri
Mrs. Neelam Gautam
Dr. Mauli Kaushal
Dr. K.K. Mishra
Indira Gandhi National Centre for the Arts,
3, Rajendra Prasad Road
New Delhi 110001
Tel. : 011-23385724 (F) 011-23385724
E-mail : gautam_neelamu@yahoo.com*